



Application

For temporary installations on construction sites, on events, with mobile generators sets and similar installations.




Cable	Alukaflex rubber
Conductor	Flexible aluminum conductor principally like IEC 60228 class 5
Separator	Foil around conductor
Conductor insulation	EPR rubber 90°C acc. to EN 50363-1
Sheath	Black oil resistant CPE rubber or equivalent EN 50363-2-1
Rated voltage	0,6/1 kV
Oil resistant	EN 60811-404
UV resistant	ISO 4892
Ambient temp. at installation	Min -25°C
Conductor temperature	Max 90°C
Short circuit temperature	Max 250°C
Min. bending radius	6X D fixed installation
Flame retardant	IEC 60332-1
CPR fire class	Eca, 1x10 – 1x500 mm ² ; DoP nr 1175912
Design	EN 50525-2-21 in applicable parts
Approval	CE-marking acc. to Low Voltage Directive DEKRA Certified Quality, certificate nr 71-100868 and 71-105381
Connectors	Powersafe bimetal cable connectors; one source and one drain. Cable also available with combinations of cable lugs or pin connectors
Operating voltage	1 kV AC
Number of poles	1pole, color brown, black, grey, blue or green
Cable termination	Crimp
Contact plating	Silver
Mating method	Bayonet lock
Protection	IP67 acc. to EN 60529, mated connectors
Flame retardant	UL94-V0

Program	Cable length (example)	Weight kg/pcs
Powerconnect AL 120 mm ²	15 m	13,1
	20 m	17,1
	25 m	21,1
	50 m	41,0
Powerconnect AL 150 mm ²	15 m	15,9
	20 m	20,8
	25 m	25,8
	50 m	50,3
Powerconnect AL 185 mm ²	15 m	18,7

Power supply cable Alukaflex Connect AL 1x120 – 1x240 mm² rubber, 0,6/1 kV

	20 m	24,5
	25 m	30,3
	50 m	59,4
Powerconnect AL 240 mm ²	15 m	23,0
	20 m	30,2
	25 m	37,5
	40 m	59,2

Current rating acc. to IEC 60364-5-52

Ambient temperature	Cable cross section	Touching Al 90°C Alukaflex 	Trefoil Al 90°C Alukaflex 	Hor. spaced Al 90°C Alukaflex 
35°C	120 mm ²	296 A	284 A	372 A
	150 mm ²	344 A	329 A	430 A
	185 mm ²	396 A	379 A	494 A
	240 mm ²	472 A	452 A	587 A
30°C	120 mm ²	308 A	296 A	387 A
	150 mm ²	358 A	343 A	448 A
	185 mm ²	413 A	395 A	515 A
	240 mm ²	492 A	471 A	611 A
25°C	120 mm ²	320 A	308 A	402 A
	150 mm ²	372 A	357 A	466 A
	185 mm ²	430 A	411 A	536 A
	240 mm ²	512 A	490 A	635 A
20°C	120 mm ²	333 A	320 A	418 A
	150 mm ²	387 A	370 A	484 A
	185 mm ²	446 A	427 A	556 A
	240 mm ²	531 A	509 A	660 A